



2023



专心致质 创芯超越

FOCUS ON QUALITY, CREATE CORE AND SURPASS

新兴市场用压缩机

COMPRESSOR FOR EMERGING MARKETS

珠海凌达压缩机有限公司
ZHUHAI LANDA COMPRESSOR CO., LTD.

珠海凌达压缩机有限公司 ZHUHAI LANDA COMPRESSOR CO., LTD.

地址：广东省珠海市斗门区龙山工业区龙山大道1号
Add: No.1, Longshan Avenue, Longshan Industrial Zone, Doumen District, Zhuhai, Guangdong, China
销售热线：（国内 DDD）0756-5789485/（海外 IDD）86-0756-8570372/8570359
Email 邮箱：（国内 China-Sales）ldxs@cn.gree.com/（海外 Overseas-Sales）gyzpjyb@cn.gree.com
凌达官网（Web.）www.landa.com.cn



凌达官微
Landa WeChat
Official Account



凌达视频号
Landa video
number

CONTENTS

目录

企业简介 COMPANY PROFILE

企业概况 Enterprise Profile	01
企业荣誉 Enterprise Honors	02
发展历程 development history	03

产品介绍 PRODUCT INTRODUCTION

产品命名规则 Naming Rules	05
旋转式压缩机测试工况 Test Conditions	07
热泵 - 采暖 heat pump-heating.....	09
热泵 - 热水 heat pump-hot water.....	12
热泵 - 烘干 heat pump-bakeout.....	16
冷冻冷藏 Refrigeration	19
车用 - 大巴车 Vehicle-bus	23
车用 - 驻车 Vehicle-Parking	24
车用 - 房车 Vehicle-Touring car.....	26
车用 - 物流车 Vehicle-Logistics vehicle	28
特殊 - 机柜 Special-cabinet.....	30
特殊 - 便携式设备 Special-Portable equipment	32
特殊 - 储能 Special-stored energy.....	33
压缩机包装 Packing of Compressor	35
压缩机标准附件 Compressor Standard Accessories	36

企业概况

ENTERPRISE PROFILE

珠海凌达压缩机有限公司始建于1985年，是一家集研发、生产、销售、服务于一体的压缩机专业生产企业，同时也是我国家用空调压缩机行业较早且少有的具有规模化、专业化的民族企业。2004年成为珠海格力电器股份有限公司全资控股子公司。

凌达致力于成为引领压缩机行业的卓越绿色企业，目前拥有珠海、合肥、郑州、武汉、重庆五大生产基地，三个办事处，公司现有员工7000余人，其中技术管理人员1000余人，专职从事研发人员有600余人，压缩机年产能达6000万台。



Zhuhai Landa Compressor Co., Ltd. was founded in 1985, is a collection of R & D, production, sales, service in one of the compressor professional production enterprises, but also China's household air conditioning compressor industry earlier and rare large-scale, professional national enterprises. In 2004, it became a wholly-owned subsidiary of Gree Electric Appliances, Inc. of Zhuhai.

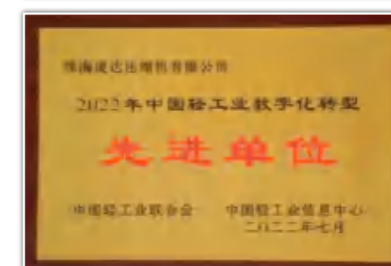

Landa is committed to becoming an excellent green enterprise leading the compressor industry, currently has five production bases and three offices in Zhuhai, Hefei, Zhengzhou, Wuhan and Chongqing, the company has more than 7,000 employees, including more than 1,000 technical management personnel, more than 600 full-time R & D personnel, and an annual production capacity of 60 million compressors.

企业荣誉

ENTERPRISE HONOR

经过不懈的努力，公司近三年来获得国家、省市级荣誉近60项，包括“全国质量奖”、“国家知识产权示范企业”、“中国轻工业百强企业”、“中国轻工业百强企业”、“中国冷暖智造极智奖”、“高新技术企业”、“广东省诚信示范企业”、“广东省政府质量奖”、“广东省重点企业技术中心”、“广东省工程技术研究中心”、“广东省名牌产品”、“珠海市市长质量奖”等多项荣誉。

After unremitting efforts, the company has won nearly 60 national, provincial and municipal honors in the past three years, including National Quality Award, National Intellectual Property Demonstration Enterprise, China's Top 100 Light Industry Enterprises, China Cooling and Heating Intelligent Manufacturing Extreme Intelligence Award, High-tech Enterprise, Guangdong Province Integrity Demonstration Enterprise, Guangdong Provincial Government Quality Award, Guangdong Key Enterprise Technology Center, Guangdong Engineering Technology Research Center, Guangdong Famous Brand Products, Zhuhai Mayor Quality Award and many other honors.



发展历程

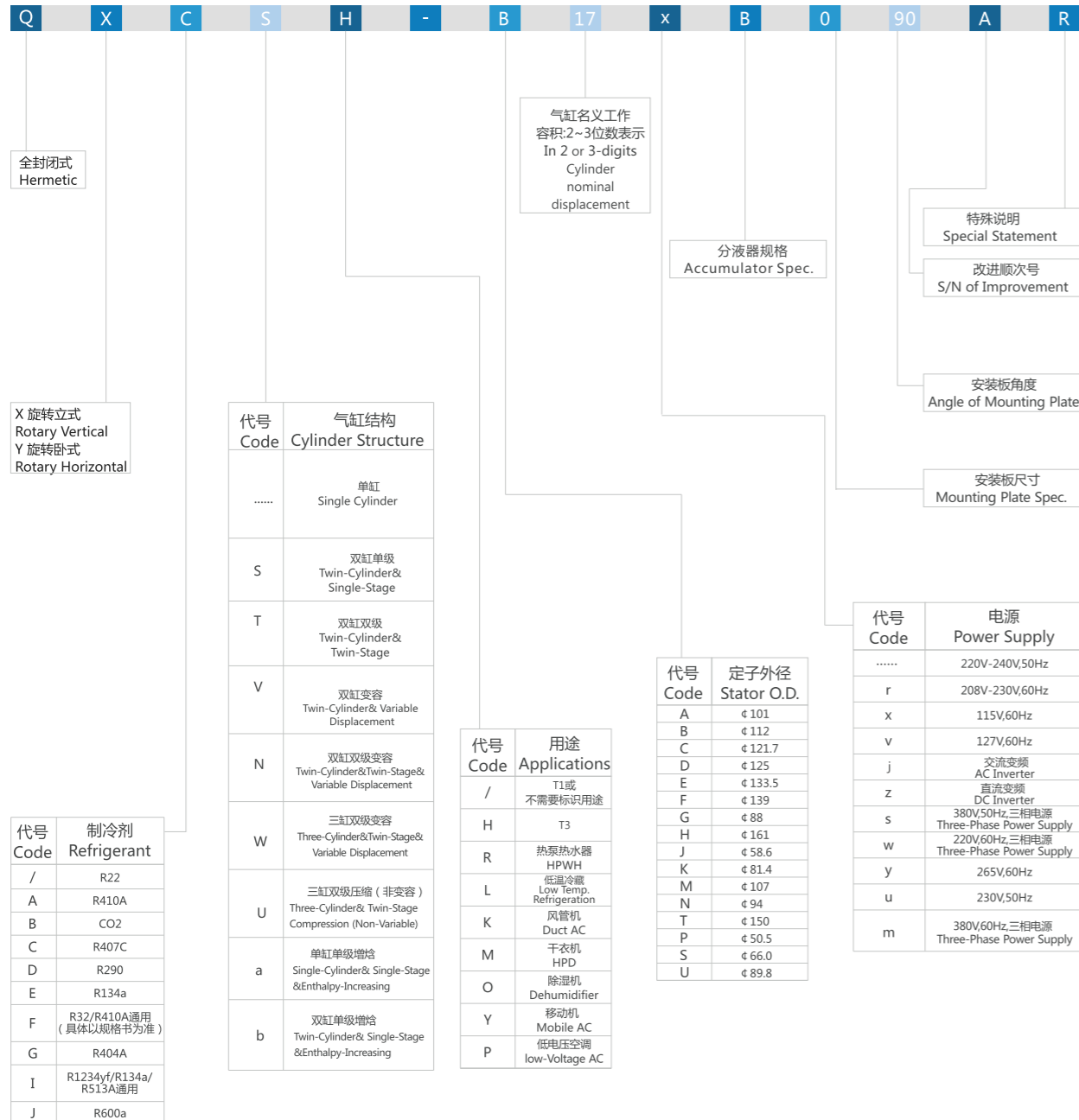
DEVELOPMENT MILESTONES



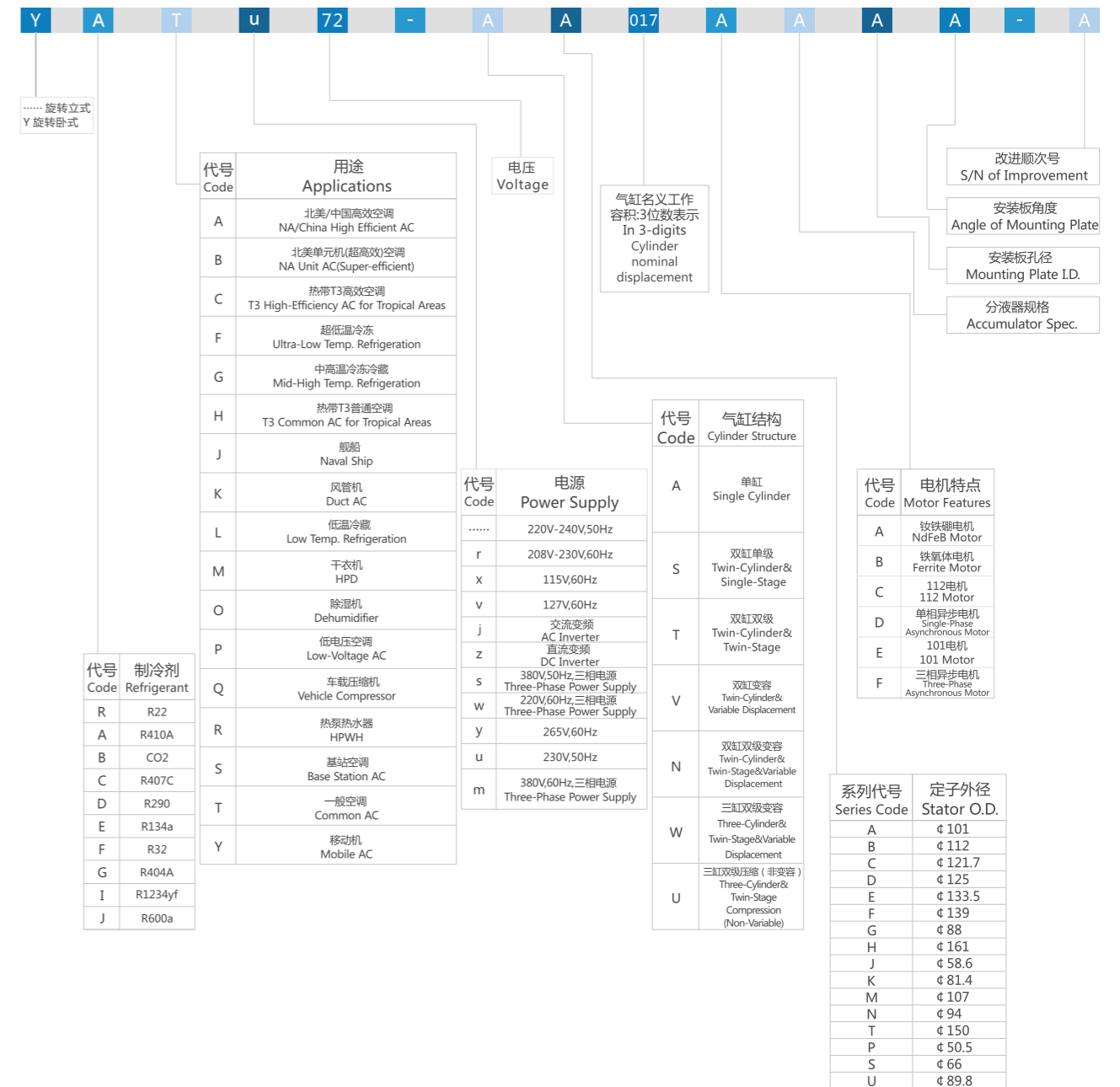
产品命名规则 Naming Rules

旋转压缩机 ROTARY COMPRESSOR

· 命名规则一 Naming Rules I



· 命名规则二 Naming Rules II



旋转式压缩机测试工况

TEST CONDITIONS

适用工况 Applicable Working Conditions	冷凝温度°C Condensing Temp.	蒸发温度°C Evaporating Temp.	过冷度°C Supercooling Degree	吸气温度°C Suction Temp.	环境温度°C Ambient Temp.
ASHRAE/T	54.4	7.2	8.3	35	35
国标高效工况 GB Hi-efficiency Working Condition	46	7.2	8.3	18.3	35
干衣机工况 HPD Working Condition	70	25	9	35	35
冷冻冷藏工况 Freezing/Refrigeration Condition	54.4	-23.3	22.2	18.3	32.2
变频工况 Inverter Condition	46	10	5	18	35
热泵工况 Heat Pump Condition	60	10	50	20	35

类别 classification	频率/Hz Frequency	冷凝温度(露点温度)/°C Condensing Temp.	蒸发温度(露点温度)/°C Evaporating Temp.	过冷度/°C Supercooling Degree	吸气温度/°C Suction Temp.	环境温度/°C Ambient Temp.
新国标工况 New national standard working condition	20	36±0.2	20±0.1	5±0.2	28±0.5	35±1
	40	49±0.2	10.5±0.1	8±0.2	24±0.5	35±1
	60	46±0.2	7.2±0.1	8.3±0.2	18.3±0.5	35±1
	80	49±0.2	3±0.1	8±0.2	16±0.5	35±1
	100	45±0.2	-7±0.1	5±0.2	8±0.5	35±1
普通工况 Normal working condition	50 (定频)	54.4±0.2	7.2±0.1	8.3±0.2	35±0.5	35±1

热泵压缩机

HEAT PUMP COMPRESSOR



热泵 采暖

heat pump-heating

· 型谱 Type spectrum

产品类别 Product Category		压缩机能力范围 Capacity range											
冷媒 Refrigerant	电源	BTU/h	1706	8530	15354	21154.4	29002	35826	42650	49474	56298	63122	69946
		W	500	2500	4500	6200	8500	10500	12500	14500	16500	18500	20500
R410A	DC inverter	15000-1283000BTU/h											
R32	DC inverter	21400-134100BTU/h											
R290	DC inverter	33100-97200BTU/h											

· 工况 Operating mode

适用工况 Applicable Working Conditions	冷凝温度°C Condensing Temp.	蒸发温度°C Evaporating Temp.	过冷度°C Supercooling Degree	吸气温度°C Suction Temp.	环境温度°C Ambient Temp.
ASHRAE/T	54.4	7.2	8.3	35	35

· 产品明细规格 Product specification

R410A DC inverter

系列 Series	压缩机型号 Model	排量 Displ.(cc)	热量 Capacity (Btu/h)	制热量 Heating capacity (W)	功率 Power (W)	COP (W/W)	电容 Capacitor (μF)	测试工况 test conditions	压缩机高度 Compressor Height (mm)	排气管内径 Discharge Pipe ID (mm)	回气管内径 Suction Pipe ID (mm)
A	ARz-AA106	10.6	15211	4458	1125	3.96	60Hz	ASHRAE/T	258.3	8.2	12.87
	QXAaR-A106z	10.6	15146	4439	1125	3.95	60Hz	ASHRAE/T	250.3	8.2	12.87
N	ARz-SN150	15	21066	6174	1564	3.95	60Hz	ASHRAE/T	312.3	8.2	12.87
A	QXAaR-A139z	13.9	19762	5792	1498	3.86	60Hz	ASHRAE/T	281.3	8.2	12.2

R32/R410A DC inverter

系列 Series	压缩机型号 Model	排量 Displ.(cc)	热量 Capacity (Btu/h)	制热量 Heating capacity (W)	功率 Power (W)	COP (W/W)	电容 Capacitor (μF)	测试工况 test conditions	压缩机高度 Compressor Height (mm)	排气管内径 Discharge Pipe ID (mm)	回气管内径 Suction Pipe ID (mm)
B	FTz-SB238	23.8	40300	11820	2180	4.42	60Hz	变频工况 Inverter Condition	303.4	9.7	16.2
D	QXFS-D280z	28	41550	12180	2340	5.2	60Hz	国标高能效 GB Hi-efficiency Working Condition	377	9.7	16.2
	QXFS-D388z	38.6	65160	18880	3528	5.35	66Hz	国标高能效 GB Hi-efficiency Working Condition	427	12.2	16.2
F	QXFS-F428z	42.8	63390	18580	3650	5.09	60Hz	国标高能效 GB Hi-efficiency Working Condition	396.5	12.2	16.2
	QXAS-F65z	65	97200	28490	5990	4.76	60Hz	国标高能效 GB Hi-efficiency Working Condition	418.5	16.2	19.3
H	QXFS-H80z	80	134050	39290	7490	5.25	60Hz	国标高能效 GB Hi-efficiency Working Condition	532	16.2	22.4

R32/R410A EVI DC inverter

系列 Series	压缩机型号 Model	排量 Displ.(cc)	热量 Capacity (Btu/h)	制热量 Heating capacity (W)	功率 Power (W)	COP (W/W)	电容 Capacitor (μF)	测试工况 test conditions	压缩机高度 Compressor Height (mm)	排气管内径 Discharge Pipe ID (mm)	回气管内径 Suction Pipe ID (mm)
B	QXFb-B238z	23.8	26886	7880	2085	3.78	60Hz	ASHRAE/T	309.2	9.7	12.2
D	QXFb-D280z	28	40070	11745	2245	5.23	60Hz	国标高能效 GB Hi-efficiency Working Condition	377	9.7	16.2
	QXFb-D310z	31	44356	13000	2485	5.23	60Hz	国标高能效 GB Hi-efficiency Working Condition	377	9.7	16.2
	ARz-SD420	42	61484	18020	4500	4	60Hz	ASHRAE/T	407.5	9.7	16.2
H	QXFb-H80z	80	117700	34500	8300	4.15	60Hz	ASHRAE/T	450	16.2	22.3
	ARz-SH840	84	128280	37600	7843	4.79	60Hz	国标高能效 GB Hi-efficiency Working Condition	528.7	16.2	19.3

R290 DC inverter

系列 Series	压缩机型号 Model	排量 Displ. (cc)	热量 Capacity (Btu/h)	制热量 Heating capacity (W)	功率 Power (W)	COP (W/W)	电容 Capacitor (μF)	测试工况 test conditions	压缩机高度 Compressor Height (mm)	排气管内径 Discharge Pipe ID (mm)	回气管内径 Suction Pipe ID (mm)
D	QXDS-D388zX050	38.6	33100	9360	1700	5.51	60Hz	国标高能效 GB Hi-efficiency Working Condition	435	12.2	16.2
F	QXDS-F65z	65	97200	28490	5990	4.76	60HZ	国标高能效 GB Hi-efficiency Working Condition	418.5	16.2	19.3

备注：型号带“※”，代表开发中。“▲”代表推荐机型。

Note: A model with “※” is under development.

A model with “▲” is the recommended model.

热泵 热水

heat pump-hot water

· 型谱 Type spectrum

产品类别 Product Category		压缩机能力范围 Capacity range											
冷媒 Refrigerant	电源	BTU/h	1706	8530	15354	22178	29002	35826	42650	49474	56298	63122	122832
		W	500	2500	4500	6500	8500	10500	12500	14500	16500	18500	36000
R410A	220-240V 50Hz	8600-51300BTU/h											
	DC Inverter	30000-123200BTU/h											
R290	220-240V 50Hz	2700-4700BTU/h											
R22	220-240V 50Hz	6900-21000BTU/h											
R134a	220-240V 50Hz	4200-15200BTU/h											

· 工况 Operating mode

适用工况 Applicable Working Conditions	冷凝温度°C Condensing Temp.	蒸发温度°C Evaporating Temp.	过冷度°C Supercooling Degree	吸气温度°C Suction Temp.	环境温度°C Ambient Temp.
ASHRAE/T	54.4	7.2	8.3	35	35

· 产品明细规格 Product specification

R410A [1φ]220-240V 50Hz (出水温度: 65°C)

系列 Series	压缩机型号 Model	排量 Displ. (cc)	热量 Capacity (Btu/h)	制热量 Heating capacity (W)	功率 Power (W)	COP (W/W)	电容 Capacitor (μF)	测试工况 test conditions	压缩机高度 Compressor Height (mm)	排气管内径 Discharge Pipe ID (mm)	回气管内径 Suction Pipe ID (mm)
D	AR-TD159	15.9	18493	5420	1420	3.82	45uF/450V	ASHRAE/T	377.5	9.7	12.2
	AR-TD200	20	23321	6835	1785	3.83	45uF/450V	ASHRAE/T	382.5	9.7	12.2
F	AR-TF310	31	37157	10930	2890	3.78	60uF/450V	ASHRAE/T	417	9.7	16.2
H	AR-TH420	42	51180	15000	3920	3.83	75uF/450V	ASHRAE/T	508.7	9.7	16.2

R410A DC Inverter (出水温度: 60-65°C)

系列 Series	压缩机型号 Model	排量 Displ.(cc)	热量 Capacity (Btu/h)	制热量 Heating capacity (W)	功率 Power (W)	COP (W/W)	电容 Capacitor (μF)	测试工况 test conditions	压缩机高度 Compressor Height (mm)	排气管内径 Discharge Pipe ID (mm)	回气管内径 Suction Pipe ID (mm)
D	ATz-TD200AFAA	20	30025	8800	2360	3.73	60Hz	ASHRAE/T	362	9.7	12.2
F	ATz-TF310ANAB-A	31	48791	14300	3700	3.86	60Hz	ASHRAE/T	405	9.7	16.2
	ARz-SF420AXEB-A	42	61382	17990	4610	3.9	60Hz	ASHRAE/T	392.5	9.7	16.2
	ARz-SF420AXEB-B	42	61484	18020	4500	4	60Hz	ASHRAE/T	407.5	9.7	16.2
H	ARz-SH840ANDJ-A	84	123104	36080	9179	3.93	60Hz	ASHRAE/T	528.7	16.2	19.3

备注: 型号带“※”,代表开发中。“▲”代表推荐机型。

Note: A model with “※” is under development.

A model with “▲” is the recommended model.

R290 T1 [1φ]220-240V 50Hz

系列 Series	压缩机型号 Model	排量 Displ. (cc)	热量 Capacity (Btu/h)	制热量 Heating capacity (W)	功率 Power (W)	COP (W/W)	电容 Capacitor (μF)	测试工况 test conditions	压缩机高度 Compressor Height (mm)	排气管内径 Discharge Pipe ID (mm)	回气管内径 Suction Pipe ID (mm)
A	QXDR-A058	5.8	2799	820	270	3.04	10uF/450V	ASHRAE/T	203	6.2	9.7
	QXDR-A088	8.8	4642	1360	425	3.20	20uF/450V	ASHRAE/T	219	6.2	9.7

R22 T1 [1φ]220-240V 50Hz

系列 Series	压缩机型号 Model	排量 Displ.(cc)	热量 Capacity (Btu/h)	制热量 Heating capacity (W)	功率 Power (W)	COP (W/W)	电容 Capacitor (μF)	测试工况 test conditions	压缩机高度 Compressor Height (mm)	排气管内径 Discharge Pipe ID (mm)	回气管内径 Suction Pipe ID (mm)
B	QXR-B120	12	6909	2025	730	2.77	25	热泵工况 Heat Pump Condition	280	9.7	12.2
	QXR-B15	15	8803	2580	940	2.75	35	热泵工况 Heat Pump Condition	269	9.7	12.2
	QXR-B160	16	9304.524	2727	1027	2.68	35	热泵工况 Heat Pump Condition	259	8.2	9.7
	QXR-B217	21.7	12965.6	3800	1365	2.78	45	热泵工况 Heat Pump Condition	281	9.7	12.2
C	QXR-C193	19.3	10580	3100	1030	3.01	35	ASHRAE/T	297	9.7	12.2
	QXR-C238	23.8	13822	4050	1460	2.7	35	热泵工况 Heat Pump Condition	297	9.7	12.2
F	QXR-F232	23.2	13477	3950	1290	3.05	50	ASHRAE/T	326	9.7	12.87
	QXR-F305	30.7	17913	5250	1690	3.12	60	ASHRAE/T	326	9.7	16.2
	QXR-F36	35.6	20916	6130	1975	3.1	50	ASHRAE/T	343	9.7	16.2

R134a T1 [1φ]220-240V 50Hz

系列 Series	压缩机型号 Model	排量 Displ.(cc)	热量 Capacity (Btu/h)	制热量 Heating capacity (W)	功率 Power (W)	COP (W/W)	电容 Capacitor (μF)	测试工况 test conditions	压缩机高度 Compressor Height (mm)	排气管内径 Discharge Pipe ID (mm)	回气管内径 Suction Pipe ID (mm)
B	QXER-B109	10.9	4260	1250	410	3.05	25uF/450V	ASHRAE/T	275	9.7	12.2
	QXER-B122	12.2	4910	1440	472	3.05	25uF/450V	ASHRAE/T	275	9.7	12.2
C	QXER-C18	18.0	7160	2100	700	3.00	30uF/450V	ASHRAE/T	297	9.7	12.2
F	QXER-F36	35.6	15174	4450	1450	3.06	50uF/450V	ASHRAE/T	343	9.7	16.2

R410A T1 [1φ]220-240V 50Hz

系列 Series	压缩机型号 Model	排量 Displ. (cc)	热量 Capacity (Btu/h)	制热量 Heating capacity (W)	功率 Power (W)	COP (W/W)	电容 Capacitor (μF)	测试工况 test conditions	压缩机高度 Compressor Height (mm)	排气管内径 Discharge Pipe ID (mm)	回气管内径 Suction Pipe ID (mm)
B	QXAR-B106	10.6	8699	2551	978	2.61	35uF/450V	热泵工况 Heat Pump Condition	293	9.7	12.2
C	QXAR-C145	14.5	11594	3400	1295	2.54	35uF/450V	热泵工况 Heat Pump Condition	332	9.7	12.2

备注：型号带“※”，代表开发中。“▲”代表推荐机型。
 Note: A model with “※” is under development.
 A model with “▲” is the recommended model.

热泵 烘干

heat pump-bakeout

· 型谱 Type spectrum

产品类别 Product Category	电源	压缩机能力范围 Capacity range											
		BTU/h	1706	8530	15354	22178	29002	35826	42650	49474	56298	63122	122832
冷媒 Refrigerant	电源	W	500	2500	4500	6500	8500	10500	12500	14500	16500	18500	36000
	R134a	220-240V 50Hz	4800-10400BTU/h										
	DC Inverter	3500-3600BTU/h											
R290	220-240V 50Hz	4300-5900BTU/h											

· 产品明细规格 Product specification

R134a T1 [1φ]220-240V 50Hz

系列 Series	压缩机型号 Model	排量 Displ. (cc)	冷量 Capacity (Btu/h)	制冷量 Refrigerating capacity (W)	功率 Power (W)	COP (W/W)	电容 Capacitor (μF)	测试工况 test conditions	压缩机高度 Compressor Height (mm)	排气管内径 Discharge Pipe ID (mm)	回气管内径 Suction Pipe ID (mm)
A	QXEM-A081	8.1	4808.1	1410	425	3.32	15uF/450V	干衣机工况 HPD Working Condition	203	6.2	9.7
	QXEM-A104	10.4	6240.3	1830	580	3.15	15uF/450V	干衣机工况 HPD Working Condition	208	6.2	9.7
	QXEM-A115	11.5	6871.15	2015	630	3.2	20uF/450V	干衣机工况 HPD Working Condition	208	6.2	9.7
B	QXEM-B18	17.5	10338	3030	930	3.26	35μF/450V	干衣机工况 HPD Working Condition	280	9.7	12.2

R134a DC inverter

系列 Series	压缩机型号 Model	排量 Displ. (cc)	冷量 Capacity (Btu/h)	制冷量 Refrigerating capacity (W)	功率 Power (W)	COP (W/W)	电容 Capacitor (μF)	测试工况 test conditions	压缩机高度 Compressor Height (mm)	排气管内径 Discharge Pipe ID (mm)	回气管内径 Suction Pipe ID (mm)
K	ETz-SK075AP	7.5	3583	1050	350	3.00	/	ASHRAE/T	164.5	6.2	8.2
	QXESM-K075zP275	7.5	3583	1050	350	3.00	/	ASHRAE/T	164.5	6.2	8.2

R290 T1 [1φ]220-240V 50Hz

系列 Series	压缩机型号 Model	排量 Displ. (cc)	冷量 Capacity (Btu/h)	制冷量 Refrigerating capacity (W)	功率 Power (W)	COP (W/W)	电容 Capacitor (μF)	测试工况 test conditions	压缩机高度 Compressor Height (mm)	排气管内径 Discharge Pipe ID (mm)	回气管内径 Suction Pipe ID (mm)
N	※QXDM-N062	6.2	4386	1285	395	3.25	15uF/450V	干衣机工况 HPD Working Condition	215	8.2	9.7
	※QXDM-N065	6.5	4596	1347	409	3.29	15uF/450V	干衣机工况 HPD Working Condition	219	8.2	9.7
	※QXDM-N068	6.9	4843	1420	430	3.30	15uF/450V	干衣机工况 HPD Working Condition	223	8.2	9.7
A	※QXDM-A062	6.2	4420	1295	390	3.32	15uF/450V	干衣机工况 HPD Working Condition	203	8.2	9.7
	※QXDM-A081	8.1	5802	1700	500	3.40	20uF/450V	干衣机工况 HPD Working Condition	213	8.2	9.7

备注：型号带“※”，代表开发中。“▲”代表推荐机型。

Note: A model with “※” is under development.

A model with “▲” is the recommended model.

冷冻冷藏压缩机

REFRIGERATION COMPRESSOR



冷冻冷藏

Refrigeration

· 型谱 Type spectrum

产品类别 Product Category			压缩机能力范围 Capacity Distribution											
应用领域 Application Area	冷媒 Refrigerant	电源 Power Source	BTU/h	2047	5459	8871	12283	15695	19107	22519	25931	29343	32755	36167
			W	600	1600	2600	3600	4600	5600	6600	7600	8600	9600	10600
冷藏	R404A	220-240V/50Hz	9900-30000BTU/h											
冷冻	R404A	380V/50Hz	10800-22200BTU/h											
		220-240V/50Hz	4000-9600BTU/h											
		DC	6400-6500BTU/h											
	R290	220V-240V/50Hz	4800-4900BTU/h											

· 工况 Operating mode

适用工况 Applicable Working Conditions	冷凝温度°C Condensing Temp.	蒸发温度°C Evaporating Temp.	过冷度°C Supercooling Degree	吸气温度°C Suction Temp.	环境温度°C Ambient Temp.
ASHRAE/T	54.4	7.2	8.3	35	35
冷冻冷藏工况 Freezing/Refrigeration Condition	54.4	-23.3	22.2	18.3	32.2

· 产品明细规格 Product specification

冷藏用压缩机 R404A [1φ]220-240V 50Hz

系列 Series	压缩机型号 Model	排量 Displ.(cc)	冷量 Capacity (Btu/h)	制冷量 Refrigerating capacity (W)	功率 Power (W)	COP (W/W)	电容 Capacitor (μF)	测试工况 test conditions	压缩机高度 Compressor Height (mm)	排气管内径 Discharge Pipe ID (mm)	回气管内径 Suction Pipe ID (mm)
C	MGu160CXSa030	16.8	9961	2921	1052	2.78	35uF/450V	ASHRAE/T	243	9.7	12.2
	MGu238CXSe030	23.8	14834	4350	1500	2.90	35uF/450V	ASHRAE/T	267	9.7	12.2
F	MGu325FXSf050	32.5	19324	5667	2041	2.78	50uF/450V	ASHRAE/T	312	9.7	16.2
	MGu360FXSf050A	35.6	21244	6230	2200	2.83	50uF/450V	ASHRAE/T	327	9.7	12.2
	MGu438FXDe090	43.8	26042	7637	2751	2.78	60uF/450V	ASHRAE/T	337.2	9.7	15.6
	MGu490FXDn050	49.0	29783	8734	3168	2.76	70uF/450V	ASHRAE/T	357.2	9.7	16.2

冷冻用压缩机 R404A [1φ]220-240V 50Hz

系列 Series	压缩机型号 Model	排量 Displ.(cc)	冷量 Capacity (Btu/h)	制冷量 Refrigerating capacity (W)	功率 Power (W)	COP (W/W)	电容 Capacitor (μF)	测试工况 test conditions	压缩机高度 Compressor Height (mm)	排气管内径 Discharge Pipe ID (mm)	回气管内径 Suction Pipe ID (mm)
D	QYGTL-D159Y	15.9	4060	1200	1000	1.20	45uF/450V	冷冻工况 Freezing Working Condition	206	9.7	12.2
	QYGTL-D20Y	20	5260	1540	1270	1.21	45uF/450V	冷冻工况 Freezing Working Condition	206	9.7	12.2
F	QYGSL-F325Y	32.5	8262	2423	1923	1.26	50uF/450V	冷冻工况 Freezing Working Condition	200	9.7	16.2
	QYGSL-F413Y	41.3	9560	2800	2250	1.24	60uF/450V	冷冻工况 Freezing Working Condition	203	9.7	16.2
D	QXGTL-D159F030	15.9	4060	1190	980	1.21	45uF/450V	冷冻工况 Freezing Working Condition	382	9.7	12.2
	QXGTL-D20F030	20	5976	1750	1340	1.31	45uF/450V	冷冻工况 Freezing Working Condition	382	9.7	12.2
F	QXGTL-F310N050	31	7513	2200	1920	1.15	55uF/450V	冷冻工况 Freezing Working Condition	405	9.7	16.2

冷冻用压缩机 R404A [3φ]380V 50Hz

系列 Series	压缩机型号 Model	排量 Displ. (cc)	冷量 Capacity (Btu/h)	制冷量 Refrigerating capacity (W)	功率 Power (W)	COP (W/W)	电容 Capacitor (μF)	测试工况 test conditions	压缩机高度 Compressor Height (mm)	排气管内径 Discharge Pipe ID (mm)	回气管内径 Suction Pipe ID (mm)
F	QXGSL-F41sN050	41	10832	3180	2140	1.50	/	冷冻工况 Freezing Working Condition	432	9.7	16.2
	QXGSL-F475sN450	48	12548	3680	2478	1.50	/	冷冻工况 Freezing Working Condition	434	9.7	16.2
H	QXGSL-H72sN330	72	19360	5400	3660	1.47	/	冷冻工况 Freezing Working Condition	488	12.87	19.3
	QXGSL-H84sN345	84	22151	6400	4570	1.40	/	冷冻工况 Freezing Working Condition	495	12.87	19.3

冷冻用压缩机 R290 T1 [1φ]220-240V 50Hz

系列 Series	压缩机型号 Model	排量 Displ. (cc)	冷量 Capacity (Btu/h)	制冷量 Refrigerating capacity (W)	功率 Power (W)	COP (W/W)	电容 Capacitor (μF)	测试工况 test conditions	压缩机高度 Compressor Height (mm)	排气管内径 Discharge Pipe ID (mm)	回气管内径 Suction Pipe ID (mm)
D	QYDL-D238Y	24	4805	1408	884	1.59	40uF/450V	冷冻工况 Freezing Working Condition	186	12.2	9.7

冷冻用压缩机 R404A DC Inverter

系列 Series	压缩机型号 Model	排量 Displ. (cc)	冷量 Capacity (Btu/h)	制冷量 Refrigerating capacity (W)	功率 Power (W)	COP (W/W)	电容 Capacitor (μF)	测试工况 test conditions	压缩机高度 Compressor Height (mm)	排气管内径 Discharge Pipe ID (mm)	回气管内径 Suction Pipe ID (mm)
D	QYGL-D20zY	20.0	6416	1880	1450	1.29	/	冷冻工况 Freezing Working Condition	206	9.7	12.2

备注：型号带“※”，代表开发中。“▲”代表推荐机型。

Note: A model with “※” is under development.

A model with “▲” is the recommended model.

车用压缩机

VEHICLE COMPRESSOR



车用 大巴车

Vehicle-bus

· 型谱 Type spectrum

产品类别 Product Category		压缩机能力范围 Capacity range											
冷媒 Refrigerant	电源	BTU/h	1706	8530	15354	22178	29002	35826	42650	49474	56298	63122	122832
		W	500	2500	4500	6500	8500	10500	12500	14500	16500	18500	36000
R410A	DC [400~700V]	31000-71300BTU/h											

· 产品明细规格 Product specification

电动大巴空调压缩机 R410A DC [400~700V]

系列 Series	压缩机型号 Model	排量 Displ. (cc)	冷量 Capacity (Btu/h)	制冷量 Refrigerating capacity (W)	功率 Power (W)	COP (W/W)	运行频率范围 Frequency Range	测试工况 test conditions	压缩机高度 Compressor Height (mm)	排气管内径 Discharge Pipe ID (mm)	回气管内径 Suction Pipe ID (mm)
SF	YAZ-SF295AY-B	29.5	31031	9100	3030	3.00	30-120Hz	ASHRAE/T	186	9.7	16.2
	YAZ-SF428AY-C	42.8	44501	13050	4350	3.00	30-120Hz	ASHRAE/T	189	9.7	16.2
SH	YAZ-SH640AY-A	64	71269	20900	6800	3.07	30-85Hz	ASHRAE/T	183	16.2	19.3

电动大巴空调涡旋压缩机 R410A DC [400~700V]

系列 Series	压缩机型号 Model	排量 Displ. (cc)	冷量 Capacity (Btu/h)	制冷量 Refrigerating capacity (W)	功率 Power (W)	COP (W/W)	运行频率范围 Frequency Range	测试工况 test conditions	压缩机高度 Compressor Height (mm)	排气管内径 Discharge Pipe ID (mm)	回气管内径 Suction Pipe ID (mm)
H	QV-AGG-H072zN	72	78498	23000	7600	3.00	20-120Hz	ASHRAE/T	210	16.1	22.4
	QV-AHG-H072zN	72	78498	23000	7600	3.00	20-120Hz	ASHRAE/T	210	16.1	22.4

车用 驻车

Vehicle-Parking

· 型谱 Type spectrum

产品类别 Product Category		压缩机能力范围 Capacity range											
冷媒 Refrigerant	电源	BTU/h	1706	8530	15354	22178	29002	35826	42650	49474	56298	63122	122832
		W	500	2500	4500	6500	8500	10500	12500	14500	16500	18500	36000
R134a	DC24V	7600-7700BTU/h											
R410A	DC24V	10000-10100BTU/h											

· 产品明细规格 Product specification

驻车空调压缩机 R134a DC 24V

系列 Series	压缩机型号 Model	排量 Displ. (cc)	冷量 Capacity (Btu/h)	制冷量 Refrigerating capacity (W)	功率 Power (W)	COP (W/W)	运行频率范围 Frequency Range	测试工况 test conditions	压缩机高度 Compressor Height (mm)	排气管内径 Discharge Pipe ID (mm)	回气管内径 Suction Pipe ID (mm)
SM	YEQz24-SM151AY-A	15.1	7615	2230	695	3.21	20-75Hz	ASHRAE/T	140	6.2	12.2
	ETz24-SM151ATBA	15.1	7683	2250	705	3.19	30-65Hz	ASHRAE/T	284.3	8.2	9.7

驻车空调压缩机 R410A DC 24V

系列 Series	压缩机型号 Model	排量 Displ. (cc)	冷量 Capacity (Btu/h)	制冷量 Refrigerating capacity (W)	功率 Power (W)	COP (W/W)	运行频率范围 Frequency Range	测试工况 test conditions	压缩机高度 Compressor Height (mm)	排气管内径 Discharge Pipe ID (mm)	回气管内径 Suction Pipe ID (mm)
N	*QYAS-N090zY	9	10074	2950	830	3.55	20-70Hz	国标高能效工况 GB Hi-efficiency Working Condition	117.4	6.5	9.7

备注：型号带“※”，代表开发中。“▲”代表推荐机型。

Note: A model with “※” is under development.

A model with “▲” is the recommended model.

车用 房车

Vehicle-Touring car

· 型谱 Type spectrum

产品类别 Product Category		压缩机能力范围 Capacity range											
冷媒 Refrigerant	电源	BTU/h	1706	8530	15354	22178	29002	35826	42650	49474	56298	63122	122832
		W	500	2500	4500	6500	8500	10500	12500	14500	16500	18500	36000
R410A	220V-240V 50Hz	8500-11500BTU/h											
	115V 60Hz	10000-14500BTU/h											
R32	DC inverter	13000-13300BTU/h											

· 产品明细规格 Product specification

房车空调压缩机 R410A [1φ] 115V 60Hz

系列 Series	压缩机型号 Model	排量 Displ.(cc)	冷量 Capacity (Btu/h)	制冷量 Refrigerating capacity (W)	功率 Power (W)	COP (W/W)	电容 Capacitor (μF)	测试工况 test conditions	压缩机高度 Compressor Height (mm)	排气管内径 Discharge Pipe ID (mm)	回气管内径 Suction Pipe ID (mm)
B	QXA-B102x	10.2	10065.4	2950	990	2.98	60	ASHRAE/T	261.5	9.7	9.7
	QXA-B125x	12.5	12624	3700	1300	2.85	60	ASHRAE/T	254	9.7	9.7
	QXA-B129x	12.9	12966	3800	1320	2.88	60	ASHRAE/T	261.5	9.7	9.7
	QXA-B139x	13.9	14228	4170	1465	2.85	60	ASHRAE/T	261.5	9.7	9.7

房车空调压缩机 R410A [1φ] 220V-240V 50Hz

系列 Series	压缩机型号 Model	排量 Displ.(cc)	冷量 Capacity (Btu/h)	制冷量 Refrigerating capacity (W)	功率 Power (W)	COP (W/W)	电容 Capacitor (μF)	测试工况 test conditions	压缩机高度 Compressor Height (mm)	排气管内径 Discharge Pipe ID (mm)	回气管内径 Suction Pipe ID (mm)
B	QYA-B106YB	10.6	8530	2500	890	2.8	35	ASHRAE/T	175.4	9.7	12.2
	QYA-B125Y	12.5	10055	2950	1030	2.86	35	ASHRAE/T	174	9.7	12.2
C	QYA-C133YA	13.3	11260	3300	1180	2.8	40	ASHRAE/T	183.4	9.7	12.2

房车空调压缩机 R32 [1φ] DC inverter

系列 Series	压缩机型号 Model	排量 Displ. (cc)	冷量 Capacity (Btu/h)	制冷量 Refrigerating capacity (W)	功率 Power (W)	COP (W/W)	运行频率范围 Frequency Range	测试工况 test conditions	压缩机高度 Compressor Height (mm)	排气管内径 Discharge Pipe ID (mm)	回气管内径 Suction Pipe ID (mm)
N	*QYFS-N125zY	12.5	13273	3890	1250	3.1	15-80Hz	ASHRAE/T	129.4	6.5	9.7

备注：型号带“※”，代表开发中。“▲”代表推荐机型。

Note: A model with “※” is under development.

A model with “▲” is the recommended model.

车用 物流车

Vehicle-Logistics vehicle

· 型谱 Type spectrum

产品类别 Product Category		压缩机能力范围 Capacity range											
冷媒 Refrigerant	电源	BTU/h	1706	8530	15354	22178	29002	35826	42650	49474	56298	63122	122832
		W	500	2500	4500	6500	8500	10500	12500	14500	16500	18500	36000
R134a	DC260~450V	7500-7600BTU/h											

· 产品明细规格 Product specification

电动物流车空调压缩机 R134a DC260~450V

系列 Series	压缩机型号 Model	排量 Displ. (cc)	冷量 Capacity (Btu/h)	制冷量 Refrigerating capacity (W)	功率 Power (W)	COP (W/W)	运行频率范围 Frequency Range	测试工况 test conditions	压缩机高度 Compressor Height (mm)	排气管内径 Discharge Pipe ID (mm)	回气管内径 Suction Pipe ID (mm)
M	QXES-M151zT190A	15.1	7581	2220	685	3.24	25-100Hz	ASHRAE/T	282.3	M16, 10.15	M22, 15.5

备注：型号带“※”，代表开发中。“▲”代表推荐机型。

Note: A model with “※” is under development.

A model with “▲” is the recommended model.

特殊压缩机

SPECIAL COMPRESSOR

特殊 机柜

Special-cabinet

· 型谱 Type spectrum

产品类别 Product Category		压缩机能力范围 Capacity range											
冷媒 Refrigerant	电源	BTU/h	1706	8530	15354	22178	29002	35826	42650	49474	56298	63122	122832
		W	500	2500	4500	6500	8500	10500	12500	14500	16500	18500	36000
R134a	220-240V 50Hz/60Hz	7000-14000BTU/h											
	DC 48V	1900-10400BTU/h											

· 产品明细规格 Product specification

R134a T1 [1φ]220-240V 50Hz/60Hz

系列 Series	压缩机型号 Model	排量 Displ. (cc)	冷量 Capacity (Btu/h)	制冷量 Refrigerating capacity (W)	功率 Power (W)	COP (W/W)	电容 Capacitor (μF)	测试工况 test conditions	压缩机高度 Compressor Height (mm)	排气管内径 Discharge Pipe ID (mm)	回气管内 径 Suction Pipe ID (mm)
A	QXEM-A115	11.5	4436	1300	468	2.78	20μf/450V	ASHRAE/T	208	6.2	9.7
B	QXEM-B18	17.5	7015	2056	670	3.07	35μf/450V	ASHRAE/T	280	9.7	12.2

R134a T1 [1φ]220-240V 50Hz

系列 Series	压缩机型号 Model	排量 Displ. (cc)	冷量 Capacity (Btu/h)	制冷量 Refrigerating capacity (W)	功率 Power (W)	COP (W/W)	电容 Capacitor (μF)	测试工况 test conditions	压缩机高度 Compressor Height (mm)	排气管内径 Discharge Pipe ID (mm)	回气管内径 Suction Pipe ID (mm)
A	QXEM-A081	8.1	3173	930	326	2.85	15μF/450V	ASHRAE/T	203	6.2	9.7
N	QXEM-N115	11.5	6993	2050	660	3.1	25μF/450V	干衣机工况 HPD Working Condition	216	6.2	9.7
B	QXEM-B222C130	22.1	13885	4070	1140	3.58	40μF/450V	干衣机工况 HPD Working Condition	253.5	9.7	12.2
F	QXEM-F36F030	35.6	14823	4345	1480	2.92	55μF/450V	热泵工况 Heat Pump Condition	303	9.7	16.2

R134a DC 48V

系列 Series	压缩机型号 Model	排量 Displ. (cc)	冷量 Capacity (Btu/h)	制冷量 Refrigerating capacity (W)	功率 Power (W)	COP (W/W)	电容 Capacitor (μF)	测试工况 test conditions	压缩机高度 Compressor Height (mm)	排气管内径 Discharge Pipe ID (mm)	回气管内径 Suction Pipe ID (mm)
G	ESz48-AG036APCA	3.6	1965	576	190	3.02	/	ASHRAE/T	163	6.2	8.2
A	ESz48-AA088ACBA	8.8	3566	1045	306	3.42	/	ASHRAE/T	276	8.2	9.7
B	ESz48-AB138ACBA	13.8	7097	2080	620	3.35	/	ASHRAE/T	283	8.2	12.87
D	ETz-AD253AEAB	25.3	10372	3040	870	3.50	/	ASHRAE/T	295	9.7	12.2

特殊 便携式设备

Special-Portable equipment

· 特点 Features

- 小巧便携：高度仅 88.5mm，重量仅 0.89KG。
Small and portable: 88.5mm high, weighing 0.89KG.
- 环保高效：COP 高达 2.72，采用 R134a 环保冷媒。
High efficiency and environmental protection: Adopt R134a refrigerant, the COP is as high as 2.72.
- 高可靠性：超强耐久力，耐高温。
High reliability: Super durability, resistant to high temperatures.
- 应用范围广：家用设备、商用设备、医疗用冷却系统、军事消防等。
Application range: Household equipment, commercial equipment, medical cooling system and military fire protection, etc.

· 产品明细规格 Product specification

R134a DC 48V

系列 Series	压缩机型号 Model	排量 Displ. (cc)	冷量 Capacity (Btu/h)	制冷量 Refrigerating capacity (W)	功率 Power (W)	COP (W/W)	电容 Capacitor (μF)	测试工况 test conditions	压缩机高度 Compressor Height (mm)	排气管内径 Discharge Pipe ID (mm)	回气管内径 Suction Pipe ID (mm)
P	QXE-P014z	1.4	853	250	92	2.717	/	普通工况 Normal Working Condition	89.7	6.2	6.5

备注：型号带“※”，代表开发中。“▲”代表推荐机型。
Note: A model with “※” is under development.
A model with “▲” is the recommended model.

特殊 储能

Special-stored energy

· 型谱 Type spectrum

产品类别 Product Category		压缩机能力范围 Capacity range											
冷媒 Refrigerant	电源	BTU/h	1706	8530	15354	22178	29002	35826	42650	49474	56298	63122	122832
		W	500	2500	4500	6500	8500	10500	12500	14500	16500	18500	36000
R134a	DC 380V	20400-42300BTU/h											
R410A	380V 50Hz	38660-65170BTU/h											
	DC	33000-75000BTU/h											

· 产品明细规格 Product specification

R134a DC 380V

系列 Series	压缩机型号 Model	排量 Displ. (cc)	冷量 Capacity (Btu/h)	制冷量 Refrigerating capacity (W)	功率 Power (W)	COP (W/W)	电容 Capacitor (μF)	测试工况 test conditions	压缩机高度 Compressor Height (mm)	排气管内径 Discharge Pipe ID (mm)	回气管内径 Suction Pipe ID (mm)
D	QXESM-D388zX050	38.8	20459	6000	1760	3.4	/	ASHRAE/T	358.5	12.2	16.2
F	QXESM-F428zX450	42.8	22028	6460	2035	3.17	/	ASHRAE/T	309.5	12.2	16.2
	QXESM-F65zX430	65	32598	9560	3020	3.16	/	ASHRAE/T	418.5	16.2	19.3
H	QXESM-H80zN345H	80	42282	12400	3750	3.3	/	ASHRAE/T	450.7	16.2	19.3

R410A DC

系列 Series	压缩机型号 Model	排量 Displ. (cc)	冷量 Capacity (Btu/h)	制冷量 Refrigerating capacity (W)	功率 Power (W)	COP (W/W)	电容 Capacitor (μF)	测试工况 test conditions	压缩机高度 Compressor Height (mm)	排气管内径 Discharge Pipe ID (mm)	回气管内径 Suction Pipe ID (mm)
C49	QXFS-D280zX070A	28	33403	9790	2330	4.2	/	国标高能效 GB Hi-efficiency Working Condition	363	9.7	16.2
C55	QXAS-F65zN030AA	65	74400	22500	5990	3.76	/	国标高能效 GB Hi-efficiency Working Condition	418.5	16.2	19.3

R410A 380V 50Hz

系列 Series	压缩机型号 Model	排量 Displ. (cc)	冷量 Capacity (Btu/h)	制冷量 Refrigerating capacity (W)	功率 Power (W)	COP (W/W)	电容 Capacitor (μF)	测试工况 test conditions	压缩机高度 Compressor Height (mm)	排气管内径 Discharge Pipe ID (mm)	回气管内径 Suction Pipe ID (mm)
C63	QXAS-H446sN345A	44.6	38660	11330	3630	3.12	/	普通工况 Normal Working Condition	464	9.7	16.2
	QXAS-H59sN345B	59	51860	15200	4900	3.1	/	普通工况 Normal Working Condition	472	12.87	19.3
	QXAS-H72sN345	72	65170	19100	6200	3.08	/	普通工况 Normal Working Condition	498	12.87	19.3

备注：型号带“※”，代表开发中。“▲”代表推荐机型。

Note: A model with “※” is under development.

A model with “▲” is the recommended model.

压缩机包装

Packing of Compressor

依据运输要求,分为内销包装与出口包装,分别见下图:
According to transportation requirements, it is divided into domestic packaging and export packaging, as shown in the figure below:

系列代号 Series Code	托盘规格 Pallet Spec. L(mm)xW(mm)	每箱数量 Qty. per Box (台 PC)	每箱高度 Height per Box H(mm)		每箱毛重(kg) Gross Weight per Box (kg)			
			~	-	15	~	-	
P	459x314	16	303	~	-	15	~	-
	1170x990	336	614	~	-	363	~	-
K	1150x1100	192	872	~	-	703	~	-
G-120mm底脚 G-120mm Foot	1150x1100	168	850	~	1050	810	~	1120
G-150mm底脚 G-150mm Foot	1150x1100	126	850	~	1050	810	~	900
N	1150x1100	72	740	~	870	580	~	680
A	1150x1100	72	740	~	870	500	~	760
M	1150x1100	72	780	~	980	610	~	900
B-150mm底脚 B-150mm Foot	1150x1100	72	810	~	970	680	~	1020
B-175mm底脚 B-175mm Foot	1150x1100	60	810	~	970	620	~	860
C	1150x1100	60	860	~	940	890	~	1000
D	1150x1100	50	890	~	1120	800	~	1070
E	1150x1100	50	950	~	1120	990	~	1230
F	1150x1100	48	900	~	1210	1010	~	1350
H	1150x1100	20	660	~	760	700	~	820

注: 1) 不含卧式机型, 增焓机型等。

2) 上表为各系列大部分的包装参数, 特殊机型以实际为准


Note: 1) Horizontal models & Enthalpy-increasing models are not included.

2) The above are most of the packing data of each series, the special models shall be subject to the actual conditions.

内销包装



出口包装



压缩机标准附件

Compressor Standard Accessories

标准附件 Standard Accessories	内保护器定速机种 Internal Protector Fixed Speed Model	外保护器定速机种 External Protector Fixed Speed Model	对应变频机种 Corresponding Inverter Model	
			需感温器 With Temp. Sensor	不需感温器 Without Temp. Sensor
端子罩 Terminal Cover	●			●
端子垫片 Terminal Gasket		●		
端子螺母 Terminal Nut	●	●	●	●
外置保护器 External Protector		●		
感温器 Temperature Sensor			●	
橡胶垫 Rubber	●	●	●	●